


STEP BY STEP INSTRUCTIONS




1. Wrap cable around wires/ components



2. Insert into CableLoc housing. Pull tight.




3. Secure excess slack with slack storage feature for future use.



To Re-Use CableLoc:

1. Remove Wire from Slack Storage



2. Cut short side wire near housing



3. Pull through remaining wire



4. Reset wire into housing



Min/Max Operating Temp: **-35°C/+75°C**
Loop Load Capacity: **120 lbs**
UV Light and Corrosion Resistant Non-Flame Propagating
Transport and store in original package



Conforms to UL Std 2239 and 62275
Certified to CSA STDs C22.2 #18,4 and #62275